

1M, 2M, 5M, 8M & 10M FLOATDECK INFLATION PLATFORM

The FloatDeck Inflatable Platform is a professional-grade floating platform designed for watersports, marine leisure, yacht support, maintenance access and outdoor adventure activities.

Manufactured using durable drop stitch technology, FloatDeck creates an exceptionally rigid and stable surface while remaining lightweight, compact and easy to transport. Originally developed from professional rescue-platform expertise, it delivers outstanding strength, reliability and performance in demanding marine environments.

Perfect for use as a floating dock, swim platform, paddleboard launch pad, dive preparation station, boat-cleaning platform, temporary pontoon or leisure raft, FloatDeck provides a safe and versatile solution for both recreational and commercial users.

Features

- Non-slip top surface
- Strong, durable and stable
- Drop stitch construction
- 8cm floor thickness
- Max pressure 0.7bar / 10psi
- Inflation & relief valves fitted
- Versatile and low maintenance
- Guide lines available fitted on
 - D-rings running parallel
- 5 colours available

Inlet & relief valves



Soft grip handles



DESCRIPTION

INFLATABLE EQUIPMENT

STOCK CODE

AIR-TRACK-'SIZE'

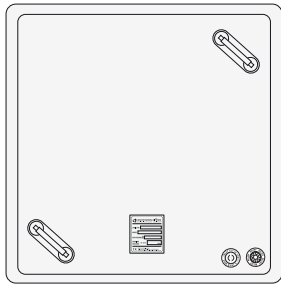


NORTHERN DIVER


+44 (0) 1257 25 44 44 | INFO@NDIVER.COM

VISIT: WWW.NDIVER.COM

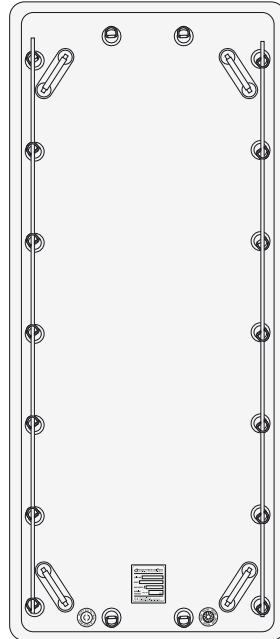
1M, 2M, 5M, 8M & 10M FLOATDECK INFLATION PLATFORM




1m inflatable only weight: 3kg




2m inflatable only weight: 5kg



5m inflatable only weight: 30kg



8m inflatable only weight: 41kg



10m inflatable only weight: n/a



		MODEL				
		1M	2M	5M	8M	10M
FEATURES	Max. Persons	1		4	6+1	8+1
	Max. Loading	60 kg (132 lbs)	120 kg (264 lbs)	420 kg (925 lbs)	672 kg (1481 lbs)	840 kg (1851 lbs)
	Outer Dimensions	1*1 m (3'3"*3'3")	2*1 m (6'6"*3'3")	5*1.4 m (16'4"*4'6")	8*1.4 m (26'2"*4'6")	10*1.4 m (32'8"*4'6")
	Floor Type	DWF				
	Floor Thickness	8 cm (3.1")				
	Inflatable Only Weight	3 kg (6.6 lbs)	8 kg (17.6 lbs)	19 kg (42lbs)	28 kg (62 lbs)	33 kg (73 lbs)
	Chambers	1				
	Max. Inlet (Floor)	0.7 bar (10 psi)				
	SS316 D-Rings	4 +		20 +	25 +	28 +
	Handles	2			4	
Colours	Red, Yellow, Orange, Black, Green					
Supplied With	Inflation valve fittings, maintenance kit, storage bag, and manual inflation pump					

What's included in the bag?

- H2P High Pressure Inflation Handpump
- Repair Kit
- Inflation Valve Fitting(s)

