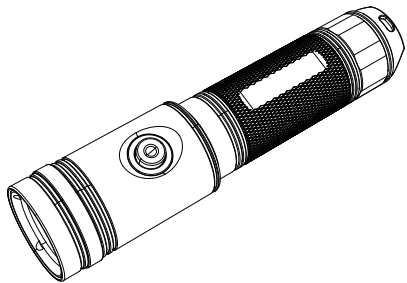


2600 Lumens

TRAVEL Varilux




NORTHERN DIVER
OPENWATER SUITS & EQUIPMENT

Thank you for your purchase.

Please read this manual carefully before using. It includes important product function and operational instructions.

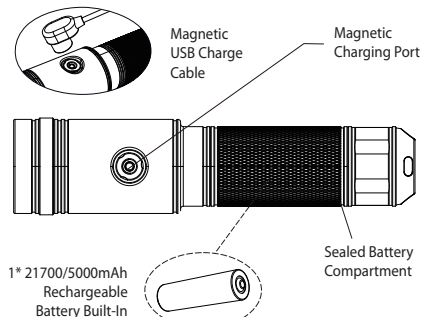
What's Included?



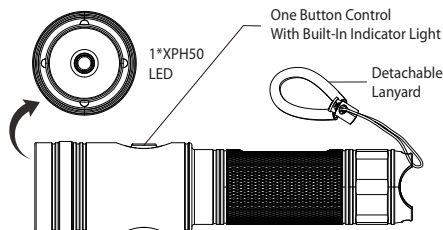
ATTENTION Read before using your diving torch.

Inspect regularly, check torch for damage or wear before each use. Do not use if damaged.
Use fully charged batteries and use the torch only as intended. Avoid eye exposure, never point beam directly at eyes. Prevent fire hazards, do not direct the light beam at dry, flammable materials for extended periods.
Avoid extreme heat, do not place torch near extreme heat. Rinse with fresh water after use in saltwater and dry thoroughly. Store in a cool, dry place. Ensure the torch is dry before storing. Handle with care, avoid dropping or impacting the torch.

Product overview



1* 21700/5000mAh Rechargeable Battery Built-In

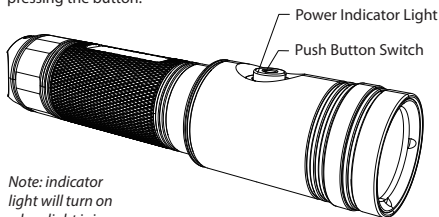


Specification

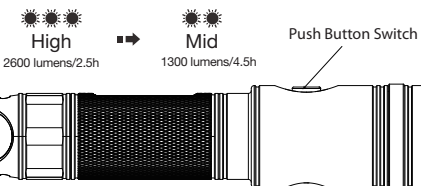
LED	1* XPH50 LED
LED Life Span	60,000hrs
Output	2600 - 1300 lumens
	100% High - 50% Low
Burn Time	2.5hrs - 4.5hrs
Beam Distance	210m (689') @ 1m (3.3')
Beam Intensity	12,000 cd
Beam Angle	14 degrees
Colour Temperature	5700~7000k
Switch Design	one button control
Impact Resistance	1m (3.3')
Depth Rating	100m (328')
Waterproof Rated	IPX8
Build	#6063 aluminium
Battery	1* 21700/5000mAh (sealed unit)
Charge Time	3.5hrs
Torch Dimensions	150*36*36mm (5.9*1.4*1.4")
Weight (inc battery)	0.2kg (0.4lbs)
Application	Surface & diving use

Operation.

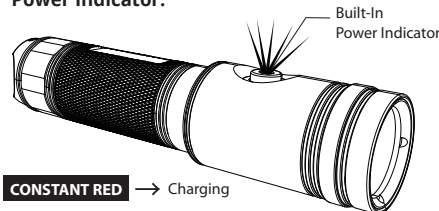
ONE BUTTON CONTROL
Easily turn the torch on/off and cycle through the modes by pressing the button.



Note: indicator light will turn on when light is in use.



Power Indicator.



CONSTANT RED → Charging

CONSTANT GREEN → Fully Charged

Green light: 100%-20%
Red light: 20%-5%
Blinking red: 5%-0%

How To Charge

Connect the torch to the magnetic charging cable provided.

Charge time: 3.5hrs
Unplug torch when fully charged.

Keep the magnetic charge pin greased to prevent sticking and charging issues on the USB charging cable.

Safety Precautions & Maintenance

- Rinse in fresh water after each dive and clean with a soft cloth. Avoid cleaning agents that may cause damage.
- Do not dry in direct sunlight. Ensure the torch is completely dry before storage.
- Store only when dry to prevent corrosion.
- Clean the lens and magnetic charging port with a cotton swab to remove grit, sand, and grease.
- Use only the supplied charge cable to recharge.
- Do not attempt to open or replace the built-in battery—this will damage and void the warranty.
- Do not modify or repair the torch yourself. All repairs must be done by a qualified technician.
- Do not shine the light directly into eyes—may cause temporary or permanent blindness.
- Do not cover or place the light head face down when on; heat may cause damage or burning.
- Avoid leaving the torch in bags or containers under high temperatures.

Warranty

This product has a 12-month warranty for manufacturing defects only. It does not cover misuse, neglect, or normal wear. The warranty is void if modified, repaired without authorisation, or if the serial number is missing/alternated. For claims, contact your retailer with the product and proof of purchase, or our customer care team. Approved claims will be repaired, replaced, or replaced with an equivalent solution. We are not liable for consequential damage. Warranty is non-transferable.

Head Office

Northern Diver International Ltd
Appley Lane North
Appley Bridge
Wigan
Lancashire
WN6 9AE

Contacting Us

Email: info@ndiver.com
Telephone: +44 (0) 1257 25 44 44

Connect Online

Website: www.ndiver.com



@NorthernDiverUK

How did we do?



Your feedback is important to us, please leave us a review!

<https://uk.trustpilot.com/review/www.ndiver.com>

HAVE YOU SIGNED UP TO OUR NEWSLETTER FOR THE LATEST NEWS, OFFERS AND NEW PRODUCTS?

